

*Keeping Ontario Beautiful*

# Trillium

Ontario Horticultural Association

Winter 2025-26



*Photo by David St Amand*





# Trillium

Ontario Horticultural Association

Keeping Ontario Beautiful

## Editor's Message



I am delighted to introduce myself as the new Editor of the Trillium. I look forward to working with societies across the province to share timely updates, practical garden advice, and stories that make our societies so special.

This publication is a reflection of your efforts, and I encourage all societies to contribute, whether it's news of upcoming events, special recognitions, or photos that highlight your activities. If you have a great shot of a seasonal scene, close up of flowers, or a garden in full bloom, please send it in. We are always eager to feature images that capture the beauty and spirit of horticulture in Ontario.

I have been an active member of the Oro-Medonte Horticultural Society for five years. I am currently serving as President and Newsletter Editor. I hold a Landscape Design Diploma from the University of Guelph. I recently retired after 40 years with Canadian Tire Corporation, where I held various management roles. It is now time to focus on the things that mean the most to me, like family, friends and maintaining my garden.

Wishing every member in each society across Ontario good health, happiness, and plenty of fun in the garden as we welcome the new year.

*David St. Amand*

[editor@gardenontario.org](mailto:editor@gardenontario.org)

## Contents

Editor's Message .....	2
OHA President's Message .....	4
Ontario Hosta Society .....	5
Agincourt Garden Club .....	6
Ancaster Horticultural Society .....	8
Bath Garden Club & Horticultural Society .....	10
Plogging .....	15
OHA 50/50 Draw Winner .....	15
Self-Seeding Annuals .....	16
OHA Scholarship Application .....	21
LaSalle Horticultural Society .....	22
Minden & District Horticultural Society .....	24
Nobleton and King City Garden Club .....	26
OHA Conservation and Environment Committee .....	28
Pickering Garden Club .....	30
Port Dover and Woodhouse Horticultural Society .....	32
Port Hope Garden Club .....	34
Schomberg Horticultural Society .....	36
OHA 50/50 Draw .....	39
Thunder Bay Horticultural Society .....	40
OHA Contact Information .....	44
Insurance Questions? .....	45
Donation Request Form .....	46



**The Trillium is the quarterly online newsletter of the OHA where you'll find the latest gardening news.**

The Trillium welcomes contributions from members of all Horticultural Societies and Garden Clubs across Ontario, in every district. If your Club or Society has a special project to share, we encourage you to submit a story along with photographs.

**Deadline:** The deadline for the next issue is March 1st, but submissions are welcome at any time.

**Articles:** Please email in Word, PDF, or plain text format.

**Photographs & Graphics:**

- Submit as separate files (not embedded in Word or PDF).
- Minimum resolution: 1000 × 800 pixels; full-size originals are preferred.
- Include signed waivers from the photographer or artist. <https://gardenontario.org/wp-content/uploads/Media-Release-and-Indemnity-Form-2024-01-26.pdf>
- Provide the author's name and photographer's name(s) for proper credit.

**Special Note:** For images featuring minors, signed parental permission is required.

**Send all articles and photographs to:**

editor@gardenontario.org

**Submission dates for 2026:**

March 1	Spring Issue
June 1	Summer Issue
September 1	Autumn Issue
December 1	Winter Issue

To avoid illegal copyright issues, please do not submit articles, artwork and photographs copied from the internet or elsewhere unless written, signed permission from the writer, artist or photographer has been given.



Keeping Ontario Beautiful  
**Trillium**

## Online Newsletter Subscription

### To Subscribe to the Trillium

The online Trillium is free – just sign up and it will show up in your inbox 4 times a year.

To subscribe today, email a request to –

#### The Trillium Distributor:

[secretary@gardenontario.org](mailto:secretary@gardenontario.org)

The Trillium is also available on the OHA website: <https://gardenontario.org>

**GardenOntario®**  
**50/50 Draw**

**Grow Your Luck This Spring!**

**Your Tickets Could Bloom Into Cash!**

**Draw: March 28, 2026**

#### TICKET PRICES:

D - 700 FOR \$75.00  
C - 200 FOR \$50.00  
B - 40 FOR \$20.00  
A - 10 FOR \$10.00



**50% Goes To The Winner!!**

*Proceeds will support  
Garden Grants and  
Education in Ontario*

<https://www.rafflebox.ca/raffle/ontario-ha>

[www.GardenOntario.org](http://www.GardenOntario.org)

Licence # RAF1449351

Tickets will be on sale until Fri., March 27<sup>th</sup> at midnight

Licence # RAF1449351

For your chance to win, visit

<https://www.rafflebox.ca/raffle/ontario-ha>

Your ticket purchases for the OHA 50/50 Draw not only helps us keep Ontario Beautiful but it supports education for youth and adults. It also supports environmental programs, awards and grants assisting with pollinators, tree planting and community beautification.

# OHA President's Message

Dear Gardening Friends,

I am composing this newsletter while dreaming of spring but bringing you warm winter greetings. During the last several months, I have had the opportunity to meet many of you as I visited several Districts, Societies, and Clubs across the province. It truly is wonderful to share the stories and experiences of our love of gardening.

Welcome to David St Amand as the new *Trillium* Newsletter Editor, and thank you to Laura Masterson for her years of experience as the retiring editor.

Volunteers participated in representing the Association at the Canadian National Exhibition and at the Royal Winter Fair. A huge thank you is extended to all for giving their time and sharing their love of horticulture with the public.

The Ontario Horticultural Association Fall Board Meeting was held on October 4, 5, and 6, with many issues discussed. The Board participated in a workshop offered by Kristina Schmitt. She facilitated a session called *Rooted in Leadership: The Path to Stronger Teams* and provided many ideas and understandings that will make a difference in the Districts and for the Societies and Clubs. I am sure that your District Directors have shared the information with you at your fall meetings. If you have any questions, please contact your Director.

The conclusion of the 2025 Association Annual Meeting was held on November 22. Thank you to all who participated in the Zoom meeting or by submitting their proxy votes. I am looking forward to meeting many of you at the 2026 OHA Annual Meeting and Convention in Oshawa at the Durham College Campus from July 24 through to the 26, where we can meet in person.

A new resource, *Cyber Security: Tips and Tricks for Your Safety*, has been added as a resource to the GardenOntario.org website. It is an excellent resource provided to members.

The *Recruitment, Retention, and Succession Planning* online workshop was held on December 5. It featured Lily Viggiano, Manager of Intergenerational Initiatives at Volunteer Canada. The session is available on the GardenOntario.org website and is very interesting and informative.

There continues to be interest in communities opening new Societies and Clubs, and unfortunately, some are in the state of closing.

Please continue to support and tell others about the Association's fundraising initiatives. The 50/50 draw is your chance to win and help Ontario bloom. Purchasing a ticket provides the money needed to fund grants for local gardening beautification projects and helps provide educational opportunities that help to keep Ontario green and vibrant.

We are looking forward to an Adult Colouring Book to be produced in 2026. The artists are from within our Association. There will also be a children's book produced to include all age groups.

May all the warmth, kindness, and goodwill shared over the holidays embrace you during this festive season and continue to grow throughout 2026.

Regards,

Vicky Culbert  
OHA President





# Ontario Hosta Society

*Submitted by Lidia Pezzi, CoPresident & Lesley Chapman, Editor*

*Photos by Lesley Chapman & Winnie Chiu*

What an extraordinary 2025 it has been, worldwide weatherwise. Typhoons, hurricanes, and storms all caused severe flooding.

Here in Ontario, we had one of the hottest, driest summers that I can ever recall, and when it did rain, it was frequently torrential. The heat of this summer turned many hostas to brown chips early in the season. However, that did not stop OHS members from enjoying their gardens.

At the beginning of the year, we hosted a Zoom presentation all the way from England by June Colley and John Baker, who delivered a delightful and engaging presentation with their hosta adventures at home and around the world.

July brought our much anticipated bus tour, which took us east to Northumberland and Peterborough with stops at a wildflower nursery, hosta nurseries, and private gardens. With end of season sales in full swing, the bus quickly overflowed with pots, to the delight of the participants and the mild panic of the bus driver, who had to fit everything into the baggage compartment. He was not too happy to have them in the bus.



Early in September, we enjoyed our AGM, Hosta Auction/Forum, and happily celebrated our 30th Anniversary with a celebratory gift and catered lunch for our members. Thanks to the detailed planning and hard work of our dedicated board members and volunteers, along with the generous donations from our vendor partners, this annual gathering was transformed into a truly memorable one. We had the founders and original presidents of the OHS in attendance, and a fun “prettiest leaf” competition (not easy to do in September), as well as a large leaf competition.

We are already planning our activities for 2026. Details will be shared in our newsletters, emails, and on our website as soon as dates and locations are confirmed.

# Agincourt Garden Club

*Submitted and photographed by Cheryl Gaw Penner*

Some, but not all, of the highlights from our 2025 season.

We kicked the year off with a Zoom with speaker Catherine McGill on *"The Ground Gets Lower Each Year"*, in deep Canadian January. Catherine gave an excellent presentation, with all sorts of tips and a humorous delivery. Did we have 3 young people hack into our meeting? Yes. Did it stop us? No. We had very good speakers throughout the season.

The subjects covered were: David Hawke *"Name of Wild Flowers and Their Meanings"*; Paul Oliver, from Urban Nature Store *"Wild Birds"*; Ron Brown *"Hidden Villages of Toronto"*; Member John Pugh *"Tips on Entering Flower Shows (including the Markham Fair and the Ex)"*; Terry Kennedy on *"Orchids"*; Michael Erdman *"What's New in House Plants"*; and Silvana Croce and Valerie Panaroni, demonstration on how to make a *"Christmas Floral Design."*

Early in spring, we attended multiple events to advertise our club, including *Jump on Spring* at the Toronto Botanical Gardens. Also, we attended 2 different orchid shows and left take-home flyers for attendees who were interested. We got new members from doing this. Some of our new members entered the flower shows and won awards. It was fantastic to see their enthusiasm.

In April, a delegation from our club attended the Scarborough Garden Club's AGM. There were excellent speakers, raffle baskets, and entries to the flower show.

The May plant sale was held outdoors for the 4th year in a row. This helps our senior members and customers, as they don't have to climb the stairs into the hall unless they want to shop in the rescued treasures/gently used goods section of our sale. So many members donated plants and really helped us out. Two of our members have a competition to see who can sell the most for the club for extra fun. Specialty growers Peter Keeping brought his huge van of clematis, and Sheila Cule brought her perennial blooming cactus. The weather was cool, but no rain, yahoo! We collected the most revenue to date at this sale. Thanks to all the board and members who answered the call to "all hands-on deck." We worked hard but still managed to have a laugh too, as always.

We were approached by the Trinidad and Tobago Seniors' Group to do a presentation. Bruce Vodden, our Vice President, attended and demonstrated how to make a spring planter. The crowd was very keen and asked many general gardening questions. It was a great opportunity to promote our club. Some of these seniors attended our plant sale.

In July, the board and friends changed venues for our regular board meeting. Instead of a Zoom meeting, they travelled to our place in Whitby and didn't miss the Village Bakery across the street. We had more gabbing and socializing. As a surprise, a previous member, Sophie Bigham, who lives in the area on 10 acres with gardens everywhere, popped by to say hello and catch up with everyone. One of my neighbours, Joan, used to sell lilies with her daughter. Her backyard is still filled with all kinds of varieties of lilies, and they were all in bloom. Joan agreed that we could visit her garden after our meeting, so we walked up the street and had a look-see, to everyone's enjoyment.



Marilyn McBain, Club Secretary at the Butterfly Conservatory



Floral Display, Watering Can Nursery



In September, the Annual Flower and Vegetable Show filled the hall with 246 entries and 22 participants, despite having almost no flowers left in many gardens. It was cool weather, but no rain! A steady stream of visitors kept us hopping on the plant, vegetable, and design floor and in the tea room. The raffle basket did a brisk business. Again, we are happy to report we had new members sign up after visiting the flower show. Setting this show up requires hours of work by our board and members, giving new meaning to the call for all hands-on deck. We worked hard and still had a good time ourselves.

In October, we had our first bus tour for the year! The tour sold out, with attendees from Riverdale and Toronto clubs joining us too. We had so many laughs on the bus on our way to our first stop, the Butterfly Conservatory in Niagara-on-the-Lake. Everyone was amazed with the number and different types of butterflies. When the butterflies landed on us, it was heaven! The plants in the conservatory were another story—so lush and huge. Who knew there was a lollipop plant? Then we went to lunch at the Whirlpool Golf Club for a fabulous meal and more socializing. Afterwards, it was time to visit a private garden. While the host was very welcoming, she admitted she didn't know she would have a crowd of 50! She insisted we enter the backyard by going through the house... WHAT A HOUSE!!! What a backyard!!! Both were amazing, even though we attended in the fall.

The final stop was The Watering Can in Vineland. They had almost every plant known to man, the prices were reasonable, but the presentation was OUT OF THIS WORLD! Anyone who Googles it will see plants in a full-size VW Bug, a VW Van, bathtub, piano, and an armchair, to name a few.

Are you in contact with other clubs? Of course, we have the contact info for the other clubs in our district, but do we attend their plant shows, sales, bus trips? This is something I would encourage within the district and outside the district when the opportunity arises. You already have something in common with the other clubs' members, but they can have different tips, trips, and ideas that work with your club. Some of us joined the Pickering Garden Club's bus tour again this year. It was amazing, and everyone was so friendly.

What else can we do to keep our members engaged? Sometimes we use an extra table for donated gardening magazines, cuttings, extra seed packs, extra vegetables, plants that need a new home, etc. This month, we went outside the box and asked our members to bring their "other" tabletop planters or vases. You know that at the shows we are restricted to the type of vases that we can use, but at home, we can pick vases and tabletop planters that are traditional, fun, fancy, creative, on-trend, or old-fashioned. This table was set up for the viewing pleasure of the members generally and was a hit. We will try this show-and-tell table for members to show off their most favourite tool, gadget tips to help others, and/or gift ideas for gardeners, including a membership to our club for friends and family. We may continue with this extra table as a show-and-tell education table. For instance, the members may have a plant that doesn't bloom according to the show schedule (the nerve), but you know the other members would like to see it, or you may just have an unusual plant altogether you want to show us.

In December, we will have our usual potluck dinner and a video of flowers, club members, activities, and Christmas music in the background, presented by member Larry Gullins.



*Floral Display, Watering Can Nursery*

# Ancaster Horticultural Society

## Keeping Ancaster Beautiful

*Submitted by Rhu Sheppard*

*Photos by Rhu Sheppard, Bob Witt, and David Puskas*



Our society has been busy and active within the community. The Board of Directors met three times in 2025, and there were nine general meetings. We continue to find ways to increase our visibility in Ancaster with the plant sale and the Trillium Awards. This year, we presented a memorial wreath at the Ancaster Remembrance Day Ceremonies, held at the Ancaster Town Hall on November 11, 2025.

On November 18, 2025, the society held its annual holiday dinner and AGM. The executive members were confirmed, and the additional volunteers in various roles continue to move ahead with their roles for 2026.

Susan MacMillan, OHA District 6 Assistant Director, was our special guest.

Bob Wilt presented the following awards:

- The President's Awards were presented to Mae Louie, Ruth Queroub, and Babs Dawson.
- The Blue Ruffle Awards were presented to Laurel Gallea, Ingrid Davitsky, and Rhu Sherrard.
- The Mayor's Award was presented to Jill Macaulay.
- Life Membership was presented to Wendy Spangenberg, Laurel Gallea, and Joyce Radford.

On Wednesday, December 3, volunteers decorated the Ancaster Old Town Hall for the holiday season. The Village Christmas took place on Thursday, December 4, 2025, and included a visit from Santa, tree lighting, reindeer, live music, and much more. Donations of unwrapped toys, gift cards, and cash were collected to support the Ancaster Community Services.

Thanks to Betty Howitt for a fantastic lineup of events happening in our area.

From our society to yours, we wish everyone all the best for the New Year.





## Ancaster Horticultural Society 2026 Program

- January 20, 2026 – Duane Hewitt, Forest Fruits Mushrooms, Founder, Farmer, Scientist  
*"Health Benefits of Growing and Consuming Mushrooms"*
- February 17, 2026 – Daryl MacTavish, Ancaster Historian  
*"Six Degrees of Historical Separation"*
- March 17, 2026 – Darryl Cheng, House Plant Journal  
*"An Engineer's Approach to Houseplant Care"*
- April 21, 2026 – Melissa North, Certified Holistic Health Practitioner  
*"Wild Edibles"*
- May 19, 2026 – Kirsten McCarthy, Master Gardener  
*"How to Judge a Bio-diverse Garden and Support Pollinators"*
- June 16, 2026 – Colin Phillips and Mandey Moote, Sycamore Hill Flower Farm  
*"From Garden to Farm, Scaling Up the Love of Flowers"*
- June 2026 – Road trip to Purple Haven Lavender Farm and Beth Powell's garden in Canfield, Ontario.  
More information to follow.
- September 15, 2026 – Dr. Mike Dixon, University of Guelph, Professor Emeritus and Director  
*"The Contribution of Plants to Life Support in Space"*
- October 20, 2026 – Irene Kicak and Veronica Tunzi, Fancy Farmerettes  
*"Growing with Hemp"*

*"The spring, summer, is quite a hectic time for people in their lives, but then it comes to autumn, and to winter, and you can't help but think back to the year that was, and then hopefully looking forward to the year that is approaching."* – Enya



# Bath Garden Club & Horticultural Society

## What's Happening in Bath!

*Submitted by: Kim Bonner, Pat Chown, Sylvia Whalen*

*Photos by Don Taylor, Laurie Minorgan, Pat Chown, and Kim Bonner*

### Executive Members 2025–26

We have many people to thank who have stepped up to fill positions on our Executive at our Annual Meeting in October:

- President: Sylvia Whalen
- Secretary: Diane Nolting
- Membership Secretary: Joanna Sperinck
- Publicity Secretary: Jeri Love
- Co-Treasurers: Marilyn Martin and Marjory Brunsdon
- Past President: Janice Firth
- The Executive welcomes Marilyn Martin to the team as Co-Treasurer. Thanks, Marilyn, for stepping up to the plate.
- Executive at Large: Val Behm, Linda Cohen, Kim Bonner, and Sandra Lowman

In addition to the Executive, the Club recognizes the volunteers who took the lead in many of our activities and ongoing projects.

- Village Gardens: Val Behm and Elaine Nicholson
- Pollinator Garden: Kim Bonner and Carol Cartier
- Sunday Market in Bath: Linda Cohen
- Programme and Special Events: Janice Firth
- Hospitality: Dawn Ford
- Website: Sandra Lowman
- Newsletter/Trillium: Pat Chown
- Newsletter: Laurie Minorgan
- Photographer: Don Taylor
- Gazebo Christmas Carol Singing: Pat Chown, Don Taylor, Paul Jepson, and Elaine and Mike Nicholson
- Earth Day Bath Clean-up: Pat Chown
- Fertilizer Mixing and Sales: Diane Nolting

### Update of Past and Upcoming Events

In November, our Club was saddened by the loss of Joanne Pearce, our Co-Treasurer, who passed away suddenly in November. Joanne’s passing is a huge loss to our team and to our community.

### Market Report by Linda Cohen

What a rewarding season it has been for the Sunday Market in Bath. Records have been broken in attendance, vendor participation, and money raised on behalf of the Bath Gardening Club, in large part due to the extraordinary work by Tarra Williamson, our Market Manager.

The presence of the Bath Gardening Club table at the market, once a month, this past season has been very effective in promoting the Club and all we do in the community. It has been a very successful year thanks in large part to the many garden club members who helped this season when asked, and who recognize the value in these markets for communities. Not only in Bath but also around our province and indeed our country. Your support is truly appreciated. Thank you to all the members who helped with this endeavour. We expect the 2026 season to be even better!



## 2025 Garden Clean-Up

After an incredible year working in the village gardens, dealing with drought-like conditions, the planters, barrels, and gardens were put to bed just before Thanksgiving. Thank you to our Coordinators, Val Behm and Elaine Nicholson, plus all of the planters and weeders who did a stellar job helping to beautify Bath in less-than-ideal conditions. Mark it on your calendar... only 180 days (approximately) before spring planting!



## Decorating the Village for the Festive Season

A huge thanks to Laurie Minorgan for organizing the village decorating team. Decorating the village spanned a few days because the activities involved are best accomplished when the weather is clear, not too windy or cold. The team made bows, sorted and cut greens, stuffed the greens into all of the planters, as well as the Post Office garden. Birch logs were added, as were freshly painted hydrangeas. Bows were added as a finishing touch. Next came the wreaths! Bows were added to dozens of wreaths before being attached to the poles in the village by Loyalist Township. Lights were then installed at the Gazebo site.



Kudos to the Village Decorating Team: Mary Lynne Alderdice, Adam Bryant, Dave Bryant, Pat Chown, Linda Cohen, Mary Cuthbert, Cyndie and Ted Eedson, Betty Elliot, Janice Firth, Dawn Ford, Jeri Love, Sheila Marie, Laurie Minorgan, Heather Morrow, Elaine Nicholson, Sue Nilsson, Diane Nolting, Wendy O'Neill, Monica Parry, Joanna Sperinck, Sheri Wenzl, Don Taylor, Diana Wilkinson, and Mary Willing. Thanks to SunHarvest Nursery, where we purchased the beautiful greenery. The village looks spectacular!





We are ready for our annual Festive Sing-a-Long at the Gazebo. The caroling is the Gardening Club's contribution to our village's *Merry Little Main Street* event. This special occasion, held on December 4 from 5:00–8:00, brings our community together as residents wander Main Street, shop at the stores and various pop-up vendors, visit Santa, take a wagon ride, and sing with us at the Gazebo. Last year, we had over 100 people join us at the Gazebo singing!



This year, the Club thanks the organizing team: Pat Chown, Don Taylor, and Paul Jepson for creating the song sheets and providing the music; Elaine and Mike Nicholson for helping with set-up; Rose Gingras for providing the lyrics of *Petit Papa Noel*; Berno Wenzl for providing the lyrics and historical background of “*O Tannenbaum*” (*O Christmas Tree*) and “*Stille Nacht*” (*Silent Night*). We hope that the inclusion of songs sung in French and German will begin to address some of the different cultures representative of the Bath community.

And kudos to our bakers: Lynne McDonald, Kathie Dick, Mary Drinkwater, Dawn Ford, Sylvia Whalen, Carol Cartier, Kim Bonner, Ann Myers, Marilyn Martin, Sheri Wenzl, and Diana Wilkinson. A big “thank you” to Free Flow Petroleum and Chandra Brown of Fast Freddies for once again providing the hot chocolate.

### Chatting with Keith McIlwaine

Keith has been a devoted member of our Club for many years. When approached to lend a hand in club activities, he jumps in willingly. We are pleased to share his story...

Keith grew up near Sydenham. As an adult, he worked as a shop teacher for the Metcalfe and Carleton School Boards. In the early days of his teaching career, students, both boys and girls, had the opportunity to take Shop and Home Economics courses beginning in Grade 6. Keith not only taught and worked with these students, but he was known as a person who had a talent for designing areas for shop classes for School Boards.

This talent eventually led him to work for CUSO International (CUSO), a “Canadian-based global organization dedicated to addressing poverty and creating opportunities for greater equity.” Working with local communities in the Caribbean, specifically Antigua, CUSO and the local residents identified a need for more schools, shop teachers, and shop designers who would work side by side with students to help build a more autonomous, resilient, and sustainable community. These identified needs and Keith’s talents were a match. Keith was involved with CUSO for two years.





Keith was also invited to spend an additional year in the Caribbean to teach secondary students how to repair and install window air conditioners in stores and hotels; all part of Keith's work in helping young people develop and use skills that would allow them to move forward as responsible and independent young adults.

Realizing that he had a passion for living near the water, Keith purchased a property on Amherst Island in the 1970s. He was still working on the mainland, but during weekends and holidays, his Amherst Island property became a haven for Keith and his friends as they explored the area in their kayaks and had fun taking part in windsurfing races.

When Keith bought the property, the land was virtually "treeless", having been part of overworked farm fields. Now, Keith has a property of trees that he has planted over the years in segments. His "small forest" houses trees to prevent erosion by the water, a sumac hedge to the east, lilacs to the south, and oak, cedar, honey locust, black locust, apple, pear, peach, plum, and cherry trees throughout his three-acre property.

Keith has raised beds containing blueberries and other fruit shrubs. He likes to grow zinnias and asters, and he has the ability to grow hundreds of seedlings, mostly vegetables. Currently, he has two eight feet long by 2.5 feet wide heating beds, for his seeds and uses grow lights. All of his seeds come from the Kingston Area Seed System Initiative (KASSI): <https://seedsgrowfood.org/about-us/>.

What does Keith do when he is not working on his property? Carpentry and renovation projects for people on the Island. He hopes to sell many of his seedlings at the new agricultural building on the Island. He is an environmentalist, and he volunteers. Thank you, Keith, for sharing your story, for your time, your energy, and most recently your generosity in the refurbishing of the Bugtel.

### Club Festivities Continue...

In November, we welcomed Penny Stewart to our meeting. Penny has filled many roles at the District 3 level, and more recently she has coordinated the sharing of knowledge and training of flower show judges at the OHA level. She demonstrated beautiful yet easily crafted Christmas table arrangements. She even shared many tips for making these very inexpensively. Thanks for your time and enthusiasm, Penny.

Our November meeting also was the day we chose to celebrate the Club's 35<sup>th</sup> year of operation. We reflect on those who spearheaded the first formal Bath community get-together to determine what was needed to help Bath grow into the welcoming community we now enjoy.



## **Bath Gardening Club launches a new LOGO – designed by Kim Bonner**

Our new logo represents both the past and the future. The historic-style lamppost has become a charming symbol of Bath, Ontario, reflecting the village's long heritage while welcoming residents and visitors alike. Its classic design recalls Bath's early streetscapes, linking today's community to generations past. Each year, volunteers decorate the lamppost for the holidays with greenery, ribbons, and lights, turning it into a festive beacon and a small but meaningful part of the village's community-led beautification efforts.



The water represents Lake Ontario, with Amherst Island in the background.

Bath, Ontario, is a cherished summer home for the iconic monarch butterfly. Nestled along the shores of Lake Ontario, the village sits directly on the monarchs' migratory pathway, making its gardens, meadows, and lakeside habitats important rest stops and breeding sites. Each year, residents witness the delicate orange-and-black butterflies fluttering through milkweed patches, fueling up on nectar, and beginning life cycles that will carry their descendants all the way to Mexico. In Bath, the monarch isn't just a visitor; it's a symbol of resilience, beauty, and the natural heritage the community works to protect.

The flower is the pink annual vinca, the town's official flower. While it's not a native plant, it provides valuable food resources to local pollinators.

## **Gardening Leads to a Healthy Tomorrow – reflections from our President, Sylvia Whalen**

This is often the time of year when we step back and reflect on what we do and how our actions impact ourselves, others, and our environment.

The impact of gardening on ourselves and others: physical (exercise and fresh air); spiritual/mental (enjoying and connecting with nature, the sense of wonder, reflection); cognitive (gardening involves learning constantly, perhaps teaching others); social (meetings and gathering around a common interest, working together); and nutritional health (enjoying the fruits of our labour...or other local vegetable growers).

Our impact on the environment: by planting non-invasive plants and trees, eradicating invasive species, and finding alternatives to harmful chemicals, we support sustainable biodiversity. By creating spaces, habitats, and plantings, we support pollinators and other creatures. By acquiring and utilizing the most up-to-date knowledge to ensure soil health is critical. By increasing the number and diversity of trees, a constant canopy is assured, thereby helping to cool our earth and provide better air for us to breathe.

Impact on community: by planting throughout the village, hosting the Sunday Market in Bath, and maintaining the space known as the Pollinator Garden and Memorial Grove, the Gardening Club provides both residents and visitors with beauty to behold, places to gather, fresh local produce to enjoy, and also a space to enjoy quiet reflection. Even sharing gardening knowledge with others and encouraging growing for others creates a ripple effect that may help address food insecurity, which is a struggle for so many.

Gardening for a Healthy Tomorrow is what we do. The positive impact is endless. We welcome your involvement in the Gardening Club!

Our first meeting of 2026 will take place on January 15 at the Loyalist Golf and Country Club, starting at 1:30 p.m.

And, on that note... the Bath Gardening Club wishes each and every one a very healthy, happy 2026!



# Plogging

*Submitted by Sandra Rammelare, member of the OHA's Climate Action Committee*

Are you a plogger? Maybe you are and don't even know it!

Plogging is the increasingly popular activity of picking up litter while walking, kayaking, biking, jogging, or taking part in any other outdoor activity. Recently, Dr. Kelsey Harvey discussed her work on a webinar through McMaster University's Department of Health, Aging, and Society. She found that people who plog felt they were taking collective action to address social issues such as climate change and community health.

Canadians in their 20s through 80s who tried plogging felt they were combining care for the planet with care for themselves. Older adults felt it helped support healthy aging by increasing grip strength using handheld garbage pickers, muscle strength by carrying bags or pails while picking up litter, flexibility by bending and stretching, mental and visual acuity by keeping an eye out for litter, and cardiac health by getting physical activity. Some meet as a group, and some work alone, but they all felt that they were making a difference in their community and leaving a legacy for future generations.

Most of us pick up garbage in our own yards, but let's change "not in my backyard" to "not on my planet"!



Photo Credit: Graham Ó Síodhacháin

- CC BY-SA 2.0

## Garden Ontario™

KEEPING ONTARIO BEAUTIFUL™

# 50/50 DRAW WINNER

Congratulations to Belinda Cole of  
Thunder Bay.

Her ticket number C-6727 won her  
\$3,552.50.

# Self-Seeding Annuals

*Submitted by Cynthia B. Lauer*

With long-lasting blooms and regrowth that mimics perennials, these plants are a staple in the low-maintenance garden.

There's no better way of inviting lavish colour into your garden than annuals. Whether along borders, in containers, or tucking them into gaps between perennials, attractive annuals of all shapes and sizes are the perfect thing. Like many other Canadian gardeners, I run to the nearest plant nursery every spring to get the best selections before they sell out. Shade-tolerant begonias, coleus, fuchsia, geraniums, and pansies sit on pallets across from sun-lovers like nasturtium, petunias, dahlias, dusty miller, and lantana. What a surprise it is to learn that, botanically speaking, none of these plants are true annuals. Many plants sold as annuals are perennials in their native habitats. They are marketed as annual ornamentals since "tender" perennials do not survive in cool outdoor weather.

An annual is any plant that completes its life cycle in one growing season before naturally dying. But those that self-seed perform like a perennial and come up every year. The difference is that true annuals always begin from seed. Unlike annuals, herbaceous perennials return every year from regrowth at their vegetative root, tuber, corm, bulb, or rhizome.

## BENEFITS

Self-seeding annuals offer exuberant colour all season long. But unlike tender perennials that are treated like annuals, self-seeding annuals do not present the gardener with the difficult choice of letting them die off over winter or bringing them indoors in the fall, where they will hopefully remain pest-free and go dormant. Since they don't have to be replaced every year, self-seeding annuals are easy on the budget. A key element in the low-maintenance garden, they can be planted once and enjoyed year after year.

## PROFILES

Here are fourteen self-seeding annuals in order of height from short to tall. Common and botanical names are followed by native range, growing conditions, size, colour range, and bloom times. Height ranges are due to variation in cultivars. In order to stimulate self-seeding, cut flowers infrequently and avoid deadheading, especially at the end of the season. Bear in mind that reliable self-seeding depends on specific conditions and cannot be guaranteed in all gardens. With some cultivars of these plants, seeds may not produce plants that are identical to the parent plant.

**Sweet Alyssum (*Lobularia maritima*).** Native range: Southern Europe, Mediterranean. As a strongly fragrant border for any flower bed, sweet alyssum's shallow roots and spreading habit make it a good living mulch. With a height of 3–9" and spread of 6–12", it works perfectly in a rock garden and as a trailing plant in containers. The tiny, cross-shaped flowers are available in white, rose, lavender, and occasionally in other colours, and last all season long. This freely self-seeding annual is attractive to bees, parasitic wasps, and butterflies. Give it full sun or partial shade, moderately fertile soil, and moist but well-drained conditions. It will reward you with vigorous growth.



Sweet Alyssum<sup>1</sup>



**Moss Rose (*Portulaca grandiflora*).** Native range: Brazil, Argentina, Uruguay. With its multiple hues and tiny succulent foliage, this delightful little plant is a personal favourite. Growing 3–9" tall and spreading up to 1', moss rose blooms from June to frost. The ruffled, rose-like flowers are 1–3" across and come in pink, peach, red, rose, orange, yellow, purple, and white. The 1" wide single, semi-double, or double flowers rise above the mat of foliage. In full sun with dry to medium moisture, moss rose is tolerant of drought and dry soil. Use it for a zap of colour at the front of the border, in a rock garden, or as a filler in containers.



Moss Rose<sup>2</sup>



Floss Flower<sup>3</sup>

**Floss Flower (*Ageratum houstonianum*).** Native range: Mexico. The clue that floss flower blooms all summer long lies in its Greek name—a means “not” and geras means “old age”. Blue is the most common colour, but some nurseries carry pink, red, lavender, white, or bicolour varieties. Cultivars of floss flower can grow 6–30" high and become a 30" mounding spread. Like many members of the Asteraceae family, it likes full sun to part shade, rich soils with good drainage, and consistent moisture. Try it as edging for paths and beds or in rock gardens. In a container, its fluffy form can be appreciated up close. Its intense blue contrasts perfectly with yellow or pink neighbouring flowers.

**French Marigold (*Tagetes patula*).** Native range: Mexico, Central America. French marigolds are famous as companion plants to vegetables because they lure aphids, Japanese beetles, and other pests away from desirable plants. They also attract beneficial insects such as ladybugs and parasitic wasps. A member of the Asteraceae family, the plant is 6–12" high, spreads to 9", with flowers of yellow, orange, red-brown, or variegated colour. Single or double blooms can be 2" across. French marigolds like full sun and well-drained, fertile soil. Using them in flower beds, edges, window boxes, or containers adds a bit of spunk to any garden.



French Marigold<sup>4</sup>



Borage<sup>5</sup>

**Borage (*Borago officinalis*).** Native range: Europe. With its blue and fuzzy downward-nodding flowers, borage may be the most handsome of all ornamental herbs. An eager spreader, it is likely to volunteer everywhere. One year, I found it sprouting out of the compost pile some metres away from its original location. It can grow to 3' high with a spread of up to 1.5' and blooms from June to August. Thriving in full sun to part shade, dry to medium moisture in well-drained soil, borage also tolerates poor soil, drought, and deer. The edible leaves taste like cucumber and may be eaten raw in cold drinks and salads or cooked like spinach. Use the flowers as a garnish.

**Bachelor's Button (*Centaurea cyanus*).** Native range: Western Asia, Europe. A classic member of the meadow or prairie-style garden, bachelor's button is a low-maintenance annual that spreads readily, even aggressively in some areas. Growing up to 3' and blooming from May to July, this flower comes in shades of blue, pink, and white. It wants full sun to light shade and consistent watering but will tolerate drought and poor soil. Attractive to butterflies and birds, bachelor's button is commonly used in flower beds, borders, or with annual and perennial companions.



Bachelor's Button<sup>6</sup>



Love-In-A-Mist<sup>7</sup>

**Love-In-A-Mist (*Nigella damascena*).** Native range: Northern Africa, Southern Europe. A relatively uncommon plant, Love-In-A-Mist deserves to be used more widely. The flowers have fine, thread-like leaves that give the blue inflorescence a delicate, lacy appearance. Blooming from June to August, the plant grows up to 2' high. For contrast, try its cultivars in white, pink, rose, and purple. This plant needs full sun, medium watering, and well-drained soils, and it tolerates frost. Instead of letting all of the plants go to seed, use a few flowers and the horned seed capsules in dried flower arrangements.

**Zinnia (*Zinnia elegans*).** Native range: Mexico. Beautifully ornamental in a wide range of colours, when planted in clusters, zinnias can work as a focal point in any garden. Sizes range from small-flowered dwarfs of 6" to large-flowered giants attaining a height of 4'. In full sun with enough humus and moisture, the single, double, or semi-double flowers of red, yellow, orange, pink, rose, lavender, green, and white will bloom from June to frost. Zinnia attracts birds, hummingbirds, and butterflies and is tolerant of black walnut trees. Pinch young plants to promote compact, bushy growth. Use them freely in mixed borders, cottage gardens, cutting gardens, and containers.



Zinnia<sup>8</sup>



Sweet Pea<sup>9</sup>

**Sweet Pea (*Lathyrus odoratus*).** Native range: Crete, Italy, Sicily. Another classic in the cottage garden, sweet pea cultivars come in large, intermediate, or dwarf sizes. With the support of a trellis, stake, or obelisk, it will climb to 6–8' in a single season. Without support, it grows in a bushy mound to 2.5' tall. Blooms may continue from May to the fall. Sweet pea flowers are showy and fragrant. Purple is the species colour, while cultivars are available in pink, red, blue, lavender, white, and bicolour. Sweet pea is happiest in cool soils and temperatures. Provide even moisture and regular fertilizer throughout the growing season. During hot and humid summers, plants will decline rapidly. Enjoy it in a mixed perennial bed, against a fence, or in a container.



**Love-Lies-Bleeding (*Amaranthus caudatus*).** Native range: South America. Surely one of the most unique-looking plants in the garden, Love-Lies-Bleeding can reach a height of 4'. Its tiny, blood-red flowers look like tassels dangling down 12" or longer. The long-lasting flowers attract birds. Grown as a grain crop in some parts of South America, it is low maintenance and tolerant of drought. In full sun to part shade, this plant blooms from July to frost but it may need staking. Love-Lies-Bleeding works well in hanging baskets or as edging along paths. The flowers retain their colour when dried for arrangements.



Love-Lies-Bleeding<sup>10</sup>



Larkspur<sup>11</sup>

**Larkspur (*Consolida ajacis*).** Native range: Mediterranean. Like the equally showy perennial delphinium, with which it is often confused (and whose genus it once shared), larkspur features flower spikes reaching up to 2–4' in height. Blue is the typical colour, but the species is occasionally seen in pink or white. More colours are available as cultivars. Blooming from June to August, larkspur needs full sun and consistently moist soil that is loose and well-drained. The plant's form and colour enhance flower beds, borders, and cottage gardens, as well as fresh or dried arrangements. Its leaves, flowers, and seeds are toxic if eaten. Show your gardening pluck and plant it for its beauty.

**Cosmos (*Cosmos bipinnatus*).** Native range: Mexico. Pretty when planted in large, dense groups, cosmos transforms any garden into a meadow. These tall plants grow to 4' high and bloom from June to frost. As a member of the Asteraceae family, its red, pink, or white "petals" spray out from a yellow disk. Dwarf and tall cultivars feature single, semi-double, or double flowers in a large variety of colours, including white and bicolour. Cosmos are low maintenance in full sun, poor soil, with a medium watering regime. Enjoy them as a cut flower, or leave them be and watch the visiting butterflies.



Cosmos<sup>12</sup>



Spider Flower<sup>13</sup>

**Spider Flower (*Cleome hassleriana*).** Native range: Paraguay, Uruguay, Argentina, southern Brazil. Long, thread-like stamens and elongated seedpods give this flower its common name. The flowers are dense, 6–8" wide racemes on stems up to 6' tall. When planted in a mass, they can look like a blooming shrub. Flowers are white, pink, rose, or purple and attract hummingbirds, hummingbird moths, bees, and butterflies. Blooms begin early in the summer and continue until frost. The plant prefers full sun and moist, well-drained soil. It tolerates dry conditions, but watering will promote better growth. Spider flowers are an attractive addition to annual or mixed perennial beds, but the prickles on their leaves and leaf petioles make it necessary to wear garden gloves when handling the plant.

**Sunflower (*Helianthus annuus*).** Native range: United States, Mexico, Central America. The iconic giant beloved by children, cultivated sunflowers now range from 1–15’ and come in pastel yellow, red, mahogany, bronze, white, and bicolor, in addition to the classic yellow. Blooming from July to August in full sun, sunflowers like dry to medium-wet conditions but will tolerate drought (and deer). Flower heads tend to follow the path of the sun each day, a process known as heliotropism. Sunflowers attract birds and butterflies. Plant them as specimens or as a mass in borders, cottage gardens, or bird gardens. Dwarf varieties add moxie to flower beds, fronts of borders, and containers. Remember to protect newly planted seeds from squirrels.



Sun Flower<sup>14</sup>

**Bio**

Cynthia B. Lauer, PhD, is a member of Simcoe County Master Gardeners. A retired sociologist and published author (as C. Levine-Rasky), Cynthia has been nurturing her passion for gardening since the 1980s.

**Photo Credits**

- |   |   |    |  |
|---|---|----|--|
| 1 | Sweet Alyssum 2 - Credit: Carl Lewis, Flickr via CC                     | 8  | Zinnia garden - Credit: Peter D. Tillman, Flickr via CC  |
| 2 | Moss rose 2 - Credit: Darryl Mitchell, Flickr via CC                    | 9  | Sweet Pea 3 - Credit: Rob Bertholf, Flickr via CC        |
| 3 | Floss flower 1 - Credit: Tanaka Juuyoh, CC BY 2.0                       | 10 | Love-bleeding 1 - Credit: Joost J. Bakker, Flickr via CC |
| 4 | French Marigold - Credit: Taco Witte, licensed as CC BY 2.0             | 11 | Larkspur 2 - Credit: Cindy Gustafson, Flickr via CC      |
| 5 | Borage 1 – Credit: Peter O’Connor, Flickr via CC                        | 12 | Cosmos - Credit: Tim Green, CC BY 2.0                    |
| 6 | Bachelor’s Button – Credit: Andreas Rockstein, licensed as CC BY-SA 2.0 | 13 | Spider flower 1 - Credit: K Hari Krishnan, CC BY-SA 3.0  |
| 7 | Love-in-mist 2 - Credit: Teresa Grau Ros, CC BY–SA 2.0                  | 14 | Sunflower – Credit - houroumono, licensed as CC BY 2.0.  |



# GardenOntario™

KEEPING ONTARIO BEAUTIFUL™

## Vegetable Garden Journal

OHA Fundraiser

**\$20 each (HST included)**

Experienced gardening enthusiasts from all around Ontario got together to plan and create this OHA Garden Journal just for you! Are you new to gardening? Are you experienced? Do you have bugs, critters, questions? How do you know what seeds to plant? How do you serve or preserve the bounty of your garden? Many of your questions will be answered as well as answers to questions you didn't know you had!

**Order today from [www.gardenontario.org](http://www.gardenontario.org)**



## OHA MEMBER OR FAMILY MEMBER SCHOLARSHIP APPLICATION

**MISSION STATEMENT** The Ontario Horticultural Association is a volunteer charitable organization that provides leadership, education and promotes interest in gardening and related environmental issues with affiliated Horticultural Societies/Garden Clubs and like-minded organizations.

**Purpose:** The Ontario Horticultural Association is committed to assisting its Affiliated Society/Club members and their children and grandchildren in their pursuit of post-secondary education in a Horticulture related field.

The Ontario Horticultural Association may offer up to one (1) one thousand dollar (\$1,000.00) Scholarship each year.

### Criteria:

- Applicant must be a member or a child, stepchild, grandchild, or step-grandchild of a Horticultural Society member in good standing within the OHA.
- Applicant must be attending a post secondary educational institution in Ontario.
- Applicant may be any age and must be accepted into a post secondary educational institute in the Province of Ontario.
- The program must be a minimum of 2 years, but the applicant is eligible in either year one or any following year of the program.
- Applicant must provide the following with their application:
  1. A transcript of their marks unless returning as a mature student.
  2. A letter to the Scholarship committee detailing their role in horticulture and community involvement and outlining why they deserve this scholarship.
  3. A letter from an organization or company outlining their volunteer contribution to the organization or the company with which they have volunteered.
  4. A copy of their acceptance letter into their program or confirmation of continuing in their program.
- Applicant must be willing to attend a Society/Club meeting or a District or OHA meeting within 1 year of receiving the award to speak about the award or another topic of interest within their horticultural learning.
- Applicant must be willing to have their photo taken and allow it to be published, along with their Thank You letter in the Trillium magazine and in any other GardenOntario Publication and on the GardenOntario Webpage and/or Face Book page. They will be required to sign a waiver regarding publication at the time of the award being issued.
- The home society will be made aware of the scholarship winner so they can arrange for the speaking engagement to follow.
- Applications will be submitted to the Awards Coordinator as noted on the application.  
[awards@gardenontario.org](mailto:awards@gardenontario.org)
- Applications will be accepted from March 1<sup>st</sup> to June 30<sup>th</sup> of every year.
- **The application form can be found by clicking this link: [OHA Scholarship Application](#)**

# LaSalle Horticultural Society

*Submitted by Jan Dugdale*

**W**ell, as the temperatures change and the leaves fall with snowflakes to follow fast, gardeners realize our season is over, at least until spring, but not for those who have greenhouses.

Our society had a great summer, enjoying our first-ever fall Seedy Saturday, which was a huge success with over 200 people in attendance.

We put in a new pollinator serviceberry tree, through our grant, at our Vince Marcotte garden and continue to take care of the gardens at the church where we meet, St. Andrew's Anglican Church in LaSalle.

St. Clair College students in Windsor were again very happy this year to have received our two donations of \$500 to go towards their scholarships. Other donations were of perennial plants to the Alley Sunshine Project, St. Andrew's Church, and the Celebration Garden located in the heart of LaSalle.

Our pollinator grant of \$200 was used to revamp our celebration garden with soil, adding compost and new wind-resistant plants, plus tulip and daffodil bulbs for the spring show.

In June, we had a great potluck dinner and the best decorated summer hat contest, which goes over well every year. After a couple of months' rest, September brought on the gifts of a metal trillium sign to 10 deserving homes that beautify their front properties for all the town to see. In October, we hosted Amy Liberty, who spoke on gourds, then completed our elections for the year.

Finally, in November, we had our Christmas festivities and dinner, which included broasted chicken, two types of pasta, four salads, pizza, garlic bread, and donated desserts from members. This event is totally paid for by our society for all members. Eighty-two of them attended, playing fun games and receiving great door prizes of table arrangements made by our society members, plus a Secret Santa gift if they brought one to the party.

Here's to wishing all the societies a bright new year.



**ONTARIO JUDGING AND  
EXHIBITING STANDARDS  
FOR FLORAL DESIGN AND HORTICULTURE**

Are you and Exhibitor at Flower and Vegetable Shows? Or would you like to be? This book is what the judges use when choosing the best! If you are a volunteer to set up the shows, choose categories or just an observer, the information in this publication is invaluable. Get your copy from the OHA Garden Shop for only \$12.00 each.

2019 Ontario Judging and Exhibiting Standards  
FOR FLORAL DESIGN AND HORTICULTURE  
(OJES 2019) \$12  
<https://gardenontario.org/gardenshop>



GARDENING...

# ISN'T JUST FOR THE BEES








## HELP US!

We provide programs and grants in communities across Ontario.

## HOW?


- Support your local group
- Give a gift in memory of a loved one
- Donate to keep our programs and grants for trees & youth growing

Thank You. We appreciate your support...



KEEPING ONTARIO BEAUTIFUL™

## OHA TRIVIA QUESTIONS AND CARDS



Please enjoy these climate change trivia cards produced by the Climate Action sub-committee to use at meetings as ice-breakers, fillers, or for friendly team competition. There is a printed paper version that can be read off by a "moderator", or there is a colour version that can be printed double-sided and played game style.

These cards can be found on the GardenOntario website at:  
<https://gardenontario.org/oha-conservation-and-environment-committee-trivia/>

If you'd like to download the files via a Zip File, please use the link: <https://gardenontario.org/wp-content/uploads/Trivia.zip>

# Minden & District Horticultural Society

## The Bees in Minden Hills

*Submitted and photographed by Cheryl Fraser*

A famous line from the movie *Field of Dreams* is, “If you build it, they will come.” In this case, however, the “it” is a flower garden and the “they” are bees.

The story begins in October 2022, when my husband and I purchased a property in Minden Hills. It continued to unfold in the spring of 2023, when I was making a raised bed for vegetables. I only saw two bee species that summer: specifically, the Common Eastern Bumble Bee and the Honey Bee.


I love bees, and when we moved here I was interested to see what bees were living in Minden Hills compared to Toronto. Needing something to get me out of the house during the pandemic in the spring and summer of 2020, I documented 30 bee species in a very small section of our neighbourhood in the city, approximately 1 km by 2 km, so I was amazed that in a country setting like Minden Hills I saw only two species.

Our cottage home had a large lawn that was bathed in beautiful sun, and I wanted to make a flower garden. Part of the motivation was to see if, by introducing more plant species, I would attract more bee species.

During the winter of 2024, I completed the design for the garden with six garden plots. When the snow finally left in April, I marked the plots and assessed the layout. It was big. I was going to need a lot of plants!



American Bumble Bee



Common Eastern Bumble Bee

After I planted the new flower beds in June of 2024, I saw an increased number of bee species. By the end of the summer, I found three kinds of bumble bees, two *Megachile* species, a honey bee, and a new *Apidae* bee, the Common Eucerini, for a total of seven species.

In the spring of 2025, I continued to add more perennial flowers, and I decided to get an early start on bee watching. I spent time on the ground inspecting the dandelions for some early bees, and I was not disappointed. The bees I saw were *Andrenas*, also known as mining bees, because they build their nests in the ground. *Andrenas* are one of the first emerging bees in spring.

It is important to look up as well as down; bees can be in the

blossoms of crab apple or wild black cherry trees. In April and May, there is not a lot of food for the newly emerging bees in a flower garden. They also need the flowering shrubs and trees which are blooming, as they serve as a good food source. If you are interested in drawing bees into your yard, you should also consider planting spring-blooming plants like spirea, lilacs, and azaleas, along with native shrubs and ephemeral flowering perennials.

Last summer, the rain flowed evenly and wonderfully, and the plants responded. In contrast, this summer was so dry that some seeds didn't germinate at all, others more slowly than last year, and some were stunted in growth. Nevertheless, although some of my zinnias were stunted due to lack of water, the bees came all the same. Even more species than I saw in 2024!



This year, I have documented 14 different bees. So the final total in two years of my flower garden has brought me 18 species of bees, comprising eight *Apidae* species (the family that includes honey bees and bumble bees), four *Halictidae* species, four *Andrenidae* species, and two *Megachilidae*.

Interestingly, of the eight *Apidae* species, four are new bumble bee species that I never encountered in Toronto. And of those four, two are classified as “vulnerable” by NatureServe, Inc. (a non-profit organization based in Virginia, U.S., that provides proprietary wildlife conservation-related data, tools, and services to private and government clients, partner organizations, and the public).

I look forward to seeing if my plantings will continue to bring more of these insects to my yard, and maybe this will in some small way help the American Bumble Bee and Golden Northern Bumble Bee find more habitats to increase their numbers. Because it does appear, “That if you build it, they will come.”

***Cheryl Fraser has been a member of the Minden & District Horticultural Society since 2024. She is a retired jeweller and gemologist, an avid gardener, and a lifelong photographer and nature lover.***



Golden Northern Bumble Bee

## Species List

### *Apidae* – 8 Species

American Bumble Bee, *Bombus pensylvanicus* — *Conservation Status: vulnerable (N3) in Canada (NatureServe)*. N3: The “N” stands for “national,” and the “3” corresponds to the “vulnerable” category.

Carpenter Bee, *Ceratina*

Common Eastern Bumble Bee, *Bombus impatiens*

Golden Northern Bumble Bee, *Bombus fervidus* — *Conservation Status: vulnerable (S3) in Ontario, Canada (NatureServe)*. S3: Vulnerable: the species has a moderate risk of disappearing from the jurisdiction.

Honey Bee, *Apis mellifera*

Longhorn Bee, *Melissodes*

Northern Amber Bumble Bee, *Bombus borealis*

Tri-coloured Bumble Bee, *Bombus ternarius*

### *Andrenidae* – 4 Species

*Andrena*, 2 different species, unknown names

Hawthorn Mining Bee, *Andrena crataegi*

Hairy-banded Mining Bee, *Andrena hirticincta*

### *Halictidae* – 4 Species

Bicoloured Striped Sweat Bee, *Agapostemon virescens*

Augochlorine Sweat Bee, Tribe *Augochlorini*

Furrow Bee, *Halictus*

Sweat Bee, *Lasioglossum*

### *Megachilidae* – 2 Species

European Wool Carder Bee, *Anthidium manicatum*

Leaf Cutter Bee, *Megachile*



Tri-Coloured Bumble Bee

# Nobleton and King City Garden Club

## A Night of Community, Celebration, and Recognition!

*Submitted by Anna Santarossa, photos by Vanessa DesLaurier and Arlene Heaps*

The Nobleton and King City Garden Club gathered this week for its Annual General Meeting and annual potluck dinner, filling Laskay Hall with warmth, gratitude, and the lively spirit of a community united by a love of gardening. The evening provided an opportunity to reflect on a successful year, celebrate member achievements, and honour the volunteers who keep the club thriving.

This year, members contributed an outstanding 842 volunteer hours, supporting a vibrant slate of initiatives that strengthened both the club and the community. Highlights included the successful Annual Plant Sale and the Front Garden Recognition Program, along with a full season of Flower Shows and dynamic monthly educational meetings. The club also delivered well-attended workshops, organized memorable outings, and maintained the garden at Wellesley Park with care and dedication.

Beyond these core activities, members represented the club at township events, engaged in meaningful community outreach, partnered with local organizations to promote environmental stewardship, and supported youth-focused initiatives.

Service pins were awarded to members marking significant milestones: a 10-year pin was awarded to Jane Haffenden, a 25-year pin was awarded to Rosalind Elson and Blair Day, and finally, a 30-year pin was awarded to Carol Field and Maria Pedersen. Each recipient has played a meaningful role in the club's growth through years of volunteering, committee work, and support for major initiatives such as the Plant Sale and Garden Tour.





Two prestigious Ontario Horticultural Association Certificates were also presented. The Horticultural Service Certificate was presented to Anna Santarossa in recognition of her many contributions, leadership, community outreach, and years of dedicated service as Co-President and committee member, as well as her unwavering commitment to the club's mission and members. The Judging/Exhibiting Service Certificate was presented to Nancy Hopkinson, recognizing her decades of excellence in flower show participation, organization, and judging. The AGM also celebrated a successful year of Flower Shows, with Kelly Lavis receiving the Women's Institute Cup for the most points obtained throughout the year.

Of course, none of the year's accomplishments would have been possible without the cooperation and hard work of the Board: Barbara Downey, Anna Santarossa, Wendy O'Neill, Diane DelZotto, Connor Lavis, Kelly Lavis, Jules Maule-ffinch, Linda Blachford, and Vanessa DesLaurier.

With full plates and full hearts, members closed the night with warm congratulations and gratitude for another year of shared accomplishments. The Nobleton and King City Garden Club continues to thrive because of the passion, generosity, and community spirit of its members, proof that where gardeners gather, something beautiful always grows.

**Nobleton and King City Garden Club won Best in Show!**

Trees of Giving was once again a spectacular success this year, thanks to the creativity and generosity of all participating groups. The Best in Show, as voted by visitors, was awarded to "Blooming Through the Decades," created by the Nobleton & King City Garden Club. Congratulations to the team! In total, over \$800 was raised in support of Kingcrafts Studio, this year's fundraising recipient, as they celebrate their 75th anniversary.



### Trees of Giving 2025

## RESULTS

- Special thanks to everyone who participated in making *Trees of Giving* a spectacular display again this year!
- *Best in Show* (as decided by visitor votes) is awarded to *Blooming Through the Decades*, created by the Nobleton & King City Garden Club - congratulations!
- In total, over \$800 was raised for Kingcrafts Studio, this year's fundraising recipient (selected by the KHCC Volunteer Board), celebrating their 75<sup>th</sup> anniversary this year.

# OHA Conservation and Environment Committee

## Salt, Vinegar & Glyphosate

*Submitted by Brad King*

Are “natural” herbicides more effective or safer than “synthetic” ones? Let’s look at this question by considering three commonly used herbicides:

Sodium chloride (table salt), acetic acid (vinegar), and glyphosate (the main active ingredient in Roundup). The last of these, glyphosate, is the most widely used herbicide in the world.

If you search “natural herbicide” online, salt and vinegar come up as an option in hundreds of thousands of websites. Even Martha Stewart advocates for them. After all, we put salt and vinegar on our fish and chips. Therefore, it must be safe to use these as herbicides; why not use them?

Let’s first consider the measure of how toxic (poisonous) each of these substances is. The toxicity of a substance is established by determining the amount which is lethal for 50% of test subjects. This measure of toxicity is referred to as the LD50 dosage and is usually expressed as the number of milligrams of the substance per kilogram of body weight (mg/kg). In determining toxicity, all forms of exposure to the substance are considered, i.e., oral (by mouth), dermal (through the skin), and inhalation (through breathing). The lower the LD50, the more toxic the substance is.

Let’s compare the LD50 (oral) for rats for table salt, vinegar, and glyphosate:

- Table Salt (sodium chloride) LD50: 3000 mg/kg
- Acetic Acid (vinegar) LD50: 3300 mg/kg
- Glyphosate (Roundup) LD50: 5000 mg/kg

This shows that both table salt and vinegar are, in fact, more toxic than glyphosate.

The next thing to consider is how these substances act in the groundwater and soil.

Acetic acid (vinegar) mixes readily with water, creating a single solution; it moves through the soil wherever the groundwater goes.

Sodium chloride is a compound and dissolves in water. When it dissolves, the chemical structure of the salt decomposes (breaks down) into sodium and chloride ions. Sodium is a positive ion (referred to as a cation) and attaches to the soil particles easily. The chloride ion is a negative ion (anion) and remains in solution in the water and, as with vinegar, moves within the soil.

Glyphosate is also easily dissolved in water. It tends to attach strongly to soil particles. Because of this, it has a low potential for movement. It can move through the soil with water only under certain conditions, one of which is erosion. It also binds tightly to minerals such as calcium, magnesium, and iron in water. It is less mobile and less effective as a herbicide in hard water situations.

Now that we know that these substances may be present in water and soil, what happens next? Do they degrade, break down into other compounds, or do they accumulate?

Vinegar has the ability to reduce the pH of the soil; it is broken down quite quickly into harmless acetate salts. But because vinegar is an acid, when it is applied to the soil it can harm soil microbes like earthworms, fungi, and bacteria, which are all essential for good soil health.



As mentioned earlier, sodium chloride decomposes in water into sodium and chloride. The sodium attaches to soil particles and accumulates in the soil. Very high sodium soils will not support plant life or soil microbes and are essentially non-viable. Chloride remains in the water and can only be removed by a desalination process.

Glyphosate is broken down in water and soil by microbes. Bacteria in the soil and water use the glyphosate as a food source for its carbon, nitrogen, and phosphorous requirements.

How do these herbicides kill plants? In order to be effective, all these herbicides must contact green plant material. There is no herbicidal action in the soil or through the roots.



Dandelion - Photo Credit: Bob Jenkins, licensed as CC BY 2.0

Vinegar is a contact herbicide. The acetic acid burns the leaves, causing the cell walls to rupture and dry out. It only kills the part of the plant that it comes in contact with.

Salt is also a contact herbicide. When salt comes in contact with green plant material, it draws the water out of the plant through osmosis. This causes dehydration, disrupting the plant's internal water balance, interfering with nutrient uptake, and eventually causing the plant to die.

Glyphosate is a systemic herbicide. Once glyphosate comes in contact with the plant leaves and stems, it is absorbed into the plant and accumulates in the actively growing parts, including the shoots and roots. It kills the plant by disrupting a key metabolic pathway, preventing the production of essential proteins, and leading to yellowing, stunted growth, and death of the entire plant, including the roots.

The purpose of this article is only to provide the reader with information about herbicides and not to advocate for or against any herbicide you may want to use, or to use a herbicide at all. Hopefully, now that you have this information, you are able to make an informed decision. Everyone needs to make their own decision and do what they are comfortable doing.

#### **Brad King**

CCA-ON 23422 (Retired)

4R-Best Practices, Nutrient Management Certified

President, Lennox and Addington Horticultural Society and Garden Club

Past Director, District 3, Ontario Horticultural Society

# **W.H.PERRON**

**W.H. Perron offers our Societies/Clubs and their members  
a 10% discount on all purchases.**

**To take advantage of this offer, simply provide the code number when placing  
your order by phone or enter it when ordering online. Code is 4633.**

<https://whperron.com/en/>



# Pickering Garden Club

*Written and submitted by Barb Nelson, President*

*Photos by Barb Nelson, Simone Lawrence, Judy Carpino, and Barbara Twiner*

## Year-End Greetings from the Pickering Garden Club

**P**ull up a garden chair and make yourself comfy, because we've got a wheelbarrow full of stories to share! From petals to parties, here's what made this year blossom.

We were lucky to welcome two new members to our board this year: Ana Artiles and Simone Lawrence. They've been such a wonderful addition, jumping in with enthusiasm, fresh ideas, and a real willingness to help wherever needed. From day one, they rolled up their sleeves and took on new responsibilities, and we're so grateful to have them on the team.

Our Annual Plant Sale bloomed into something truly special, thanks to the dedication and hard work of Louise De Acetis and Jinna Findlay. Something we added this year was the incredible new plant shelves—what a game changer! Built to showcase all the beautiful donations from our generous members, they transformed the space. Most of the plants were at eye level, which meant less bending down. It felt like stepping into a charming little garden centre. This year, the sale took place over two days, and it turned out to be our most successful sale yet!



Yvonne Nunnes led five fun and educational seed-planting activities this year, reaching 94 children with hands-on lessons in gardening and food growing. The October member meeting was rather rowdy with all the kids and parents in attendance, and Councillor Shaheen Butt and Councillor Mara Nagy helped to hand out 20 Youth Awards. Thanks to West Coast Seeds for their generous donation, and to Ana Artiles, Simone Lawrence, Rhona Bradbury, Judy Carpino, Stef Moir, and Janice Doll for helping nurture our budding gardeners. This year, we added a new activity and offered tool sharpening to our members at the April meeting. The

event was sourced and organized by Judy Carpino and quickly became a member favourite. It's a perfect example of how small ideas can make a big impact. Given its success, I can easily see this becoming an annual tradition.

It took a lot of digging and planning to make two amazing events bloom! Barbara Twiner whisked us away on a bus tour through the lush Niagara Region, while Judy Carpino rallied 16 green-thumbed members to open their gardens for the Members' Garden Tour. Every stop was a fresh bouquet of inspiration and connection.

Stefanie Moir kept us engaged throughout the year by organizing some fantastic outings. From exploring the world of aquaponics, to admiring an array of stunning dahlias and other seasonal, chemical-free flowers, to visiting a native plant nursery and learning how greenhouse production cultivates thousands of seedlings and herbs for sale.



Both our Flower Show and Photography Contest were great successes! Despite the hot and dry summer, we showcased a stunning array of flower specimens, and the photography contest proved to be a wonderful way to highlight the talent of our budding photographers at the February meeting.



Hats off (or should we say gardening gloves off?) to Jinna Findlay for championing the Durham College Bursary—a brilliant seed she sowed in her first year as President. Thanks to our board and members for nurturing this idea into full bloom. Your generosity is helping future horticulturists blossom, and that’s something we can all take pride in.

At our AGM, we enjoyed a delicious potluck dinner, celebrated achievements with our Awards presentation, and took time to recognize the incredible dedication of all our volunteers. The following OHA Awards were handed out:

**President’s Award – Heidi Malowany**

**OHA’s Horticultural Service Award – Judy Carpino**

Debi Foster also brought greetings from District 17 and facilitated the election and installation of the officers and directors for the 2025/26 year. We say goodbye and a big thank you to departing directors Heidi Malowany, Kim Kerr, and Janice Doll.

This year, 57 members generously volunteered their time to support both the club and our community, logging an impressive 3,100 hours—up from 2,100 hours last year! The Garden Club was well represented by volunteering at the Garden Ontario booth at the CNE and the Royal Winter Fair, which was a wonderful opportunity to showcase our passion and connect with fellow garden enthusiasts.

And finally, we were honoured to attend the unveiling of *Abundance*, with the Pickering Mayor and Council leading the ceremony to honour the legacy of Sigrid Squire. Sigrid is an OHA Life Member Award recipient and has served twice as President. She helped design and plant the garden bed in The Esplanade next to City Hall,

redesigned the garden at Krosno Avenue, and created the Progress Park Xeriscape garden as part of Communities in Bloom. She also contributed to the Bicentennial Gardens and received a Golden Gnome Award for supporting the mentoring program that launched the Pickering Blooms Garden Showcase. She has fostered mutual respect and built a strong working relationship with the City, which continues today.

Thank you to all our members as well as the Directors for being part of our gardening journey this year. Together, we’ve nurtured not just plants, but a thriving community.



# Port Dover and Woodhouse Horticultural Society

Submitted by Laurene Via

Photos by Stacey Stewart and Chris Mullin

Food insecurity! How can such a situation exist in Ontario's Garden? That is what Anne Faulkner, past president and former director of the Port Dover Horticultural Society, thought some ten years ago after attending a local community meeting in which that subject was addressed. Inspired, she immediately used her leadership skills and horticultural experience to start an initiative to create dedicated food bank gardens in our little town of Port Dover, with the intention of donating produce to our local food bank, the Port Dover Lifeline Food Bank. Hence, the beginning of our two Port Dover and Woodhouse Horticultural Society Demonstration Gardens.



Those beginnings were quite humble. With an assist from fellow members at the time, including John Anstee and Dave Martin, procured space behind the local library was literally dug out from grassy lawn, and vegetables were sown and planted directly into the ground. The next year, Diane Crothers and a dedicated volunteer team joined and banked the beds. Over time, with the help of two grants, one being the *District 6 Garden Rejuvenation Grant*, members helped build frames for those raised beds. Later, that one garden became two, as the housing corporation offered the use of an established but abandoned garden to our society. Additional grant money helped pay for a floating row cover, hoses, tomato cages, chicken wire, and more.

Fast forward to 2025, under Anne and Diane's leadership, we have a well-established team of volunteer member gardeners, many of whom can be depended upon to return every year (in addition to new folks yearly) to work at these gardens. Starting in early spring, Diane secures the seeds and seedlings so that by June the harvest includes kale, broccoli, various lettuces, cabbage, and herbs. During the course of the summer, produce includes a bit of something for everyone: carrots, tomatoes, eggplant, okra, peppers, zucchini, beets, peas, beans, garlic, and onions. As a result, our society regularly donates fresh produce to the food bank from June to October.

As Diane has said: *"I have been a volunteer gardener with the horticultural society for more than 20 years. When the opportunity came to grow vegetables for the Food Bank, I was happy to step up for that job. Browsing seed catalogues and planning for each coming year makes the winters fly by. It feeds my soul and spirit to watch the emerging seedlings grow and become plants with edible fruits and vegetables. The gardens challenge me to learn more about various plants and the opportunity to share that enthusiasm with the other team members. If my efforts can contribute to the well-being of clients at the Food Bank, it is a very good feeling. I know that the volunteers that run the Food Bank appreciate our contributions to their cause."*

Of course, the volunteers don't do all of this entirely on their own. Other members of the society work diligently to raise funds by holding two plant sales during the year, while others help build and maintain our healthy membership base. We also hold an annual auction, hosted by another one of our past presidents, which raises even more funds.



Diane then has the use of some of these monies to purchase seeds, plants, and other necessities. She makes a point of supporting the various nurseries throughout Norfolk County. In keeping with one intended outcome from these demonstration gardens, our society members often donate vegetable plants like tomatoes and chives directly to the food bank, hoping that recipients will then establish their own vegetable gardens for personal use. Brad Pepper Landscape Supply is our main supplier of fresh soil and fertilizer. We are very appreciative of his generosity. And I would be remiss if I didn't mention the support we receive from Mark Bouw, Superintendent Parks and Recreation Norfolk County East, and his team.

We consider ourselves very fortunate to have a reliable supply of water available at both of our garden sites, courtesy of the Grand Erie District School Board and the Town of Norfolk, and a manual assist at the end of the season when Mark's team leaves a county trailer at the sites for us to dispose of compostable plant matter. If we are in need of supplies to work our gardens, the town often provides for us as long as they have it in their inventory. It's also important to be appreciative of the challenges Mother Nature brings to us in the form of drought, unseasonably long periods of heat and humidity, voracious rabbits, and hungry insects and birds.

Finally, what began in Anne's backyard years ago, an idea to help feed our community through a family and friend project building wooden raised garden beds, ends yearly with her storing our loose vegetable gardening implements at her farm over the winter. We are truly indebted to the tireless energy of Anne and Diane and our volunteer gardeners.

Below are some photos of our vegetable gardens. We are especially proud of these demonstration gardens, as we feel that in addition to growing food, we are growing interest in backyard vegetable gardening.



Diane Crothers, and Chris Mullin.



# Port Hope Garden Club

*Submitted by Janet Clark*

*Photos by Janet Clark, Bonnie Tuttle, and Donna Edmonds*

Christmas is always a magical time in the historic town of Port Hope, and the Port Hope Garden Club has always played an important part in this festive cheer. A row of big planters gets dressed in holiday décor along Lent's Lane, a key walkway in the downtown core.

Along with twelve festive wreaths on bridges over the Ganaraska River, Port Hope gets decked out for the holidays. Club member Joan Ball provides creative inspiration, and with the help of Darlene Mack and a team of helpers, they pull it all together.

In 2024, at the request of the Heritage Business Improvement Area (HBIA), our club helped refurbish fifty massive five foot wreaths that hang on lampposts along Walton Street. The town had "suffered" through a summer of construction with a months long water main project that ran the length of the main street. The construction came to an end, and the wreaths were hung just in time for the annual Candlelight Walk through the downtown. These wreaths will be on display for years to come. The PHGC was only too happy to help.



*'tis the season*





Another key community project includes the newly installed Riverview Pollinator Garden that sits adjacent to the Ganaraska River just below the famous “fish ladder,” where each fall chinook and coho salmon make their way to spawning grounds beyond. The pollinator garden was the inspiration of Bonnie Tuttle, longtime member and Club Treasurer. Together with a team of garden enthusiasts, they designed, created, and now maintain this important biodiverse garden for all to enjoy - pollinators and people alike. The garden features a variety of native plants such as native columbine, prairie smoke, and pearly everlasting.



While community involvement is a key aspect of our club, our monthly meetings are the backbone of the club's program. Always well attended, they kick off with a social time of coffee, tea, and an assortment of “goodies,” where members catch up with old friends and welcome new members. The speaker committee of Jeanne Banka and Yvonne Lane provide a varied and interesting monthly speaker program. Topics range from “proper pruning techniques” and “houseplant care” to “perennial grasses” and “gardening in the shade.” Always informative, and great to catch up with garden friends.

Flower shows happen four times a year, where many members enjoy entering their specimens and design creations. The culmination of the individual shows result in the annual awards. Congratulations go to Felicity Corelli, Marilyn Homewood, and Liz Forder, who took home the “big” awards in 2025. Thanks to Beverley Batchellor, who organizes the shows for the year.

As we turn the page on another busy year, we look ahead to 2026, when we will host the District 4, OHA Annual General Meeting, on April 11, 2026. Port Hope Garden Club is looking forward to welcoming members from seventeen clubs across the district for an informative and fun day.



Flower Show Award Winners: Liz Forder, Marilyn Homewood, Felicity Cornelli



# Schomberg Horticultural Society

*Submitted by Susan Zweep and Margaret Rudnitski*

*Photos by Eleonora Schmied and Susan Zweep*

***“Growing plants is very easy if you understand the soil below them... If you create healthy soil, you can grow anything that is suitable for your climate.” - Soil Science for Gardeners by Robert Pavlis***

Robert Pavlis, our engaging guest speaker for September, had us thinking, guessing, and learning about many of the myths of gardening.

While a stunning month of warm weather allowed us to enjoy an extended gardening season, our thoughts moved to houseplants as the chilly weather began. Darryl Cheng’s talk revealed the secrets to understanding light, with a particular focus on how it applies to houseplants, comparing natural light and grow lights. Darryl explained the science of light from an engineer’s perspective to help us better understand the light needs of houseplants.



## ***Barb Niemeyer Memorial Bench Dedication—September 18th, 2025***

*The Memorial Bench in the Centennial Garden is an opportunity to honour Barb, it is symbolic—it represents a place of rest, reflection, and connection with nature, aligning with Barb’s legacy and the values of the Schomberg Horticultural Society.*

*The Board of Directors of the Schomberg Horticultural Society wishes to express their sincere gratitude to the Niemeyer Family for their kind gesture, all the donors for their generous donations and the volunteers of the Society, who worked tirelessly to install this tribute to a dedicated member.*



Members were invited to the Barb Niemeyer Memorial Bench designation in October at the Centennial Garden in Schomberg.

An appreciation luncheon was later held at the Schmied residence to celebrate the life of our dear friend, who is remembered for her dedicated commitment to her community.

The Society is grateful for the donations that made this extension of the Centennial Garden happen, and also for the many dedicated volunteers who gave of their time and energy. It took a village to have the locate done on the property, the site excavated, the Canadian made bench ordered and installed, the trees planted, and the gardens cleaned up and mulched.

What an incredible group of volunteers and donors!

We were also saddened to share the news of the passing of longtime member Carol Aitchison, who will be remembered for her contributions to our community.

2025 has been an extraordinary year for the Schomberg Horticultural Society. As was highlighted at the recent AGM, we had many accomplishments and several recognitions were made. Community spirit was at an all time high in Schomberg that evening. Sincere thanks to all the members, but especially to all the board members and committees. Honourable Mayor Steve Pellegrini, Councillor Mary Asselstine, and OHA District 15 Director Doreen Coyne were welcome guests. Their ongoing appreciation was expressed, saying, *“Your work goes beyond flowers and plants, it builds community.”*



### Members and Guests



Photo credits: Eleonora, Susan

The Banquet Committee did an outstanding job of transforming the Schomberg Community Hall into a winter wonderland, all decked out in blue and silver to mark our Society's 90th Anniversary year. Our celebration began with an artfully arranged charcuterie board. Guests nibbled and chatted while perusing the many silent auction items and the decades of awards and memories at the archive table. A prepared slideshow highlighting decades of photos was a reminder of the volunteerism that continues to define us. Dorios of Kettleby provided us with a delicious meal, followed by a delightful dessert buffet made by our members. Guests were given a parting gift of Eleonora's homemade fruit jams. Many thanks to the Banquet Committee for this lovely evening.

Doreen Coyne installed our new Board of Directors:

Eleonora Schmied, Kathleen Gorsline, Angela Rose, Beth Egan, Lisanne Gavigan, Pat Janse, Chris Sommerville, Ivonne Doucette, Susan Zweep, Margaret Rudnitski, Sheila Kelly, Anna Talenti, Linda Jessop, and Maria Ruksa.

Our members were recognized for their creative flower arrangements, with Linda Jessop taking the top honours.

The talented photographers among us contributed our treasured photos, with top honours going to Maria Ruksa.

A Special Recognition Award was given to Jill WattsHayward for her longstanding role as President. Mary Tzarik and Mary Bachlow received awards for hosting our members in their gardens. Outgoing garden committee chair Barb Prince was honoured for her contributions in maintaining the community gardens and organizing her “boots in the mud” volunteers. The President’s Award was given jointly to Angela Rose and Beth Egan.



It was an evening to remember, spent with good friends celebrating the beauty we bring to King Township. Another vibrant year lies ahead, including an interesting lineup of speakers, our spring plant sale, and the return of our much anticipated garden tour.

Our Board of Directors wishes all of you the best that 2026 has to offer.





**GardenOntario®**

## **50/50 Draw**

**Grow Your Luck This Spring!**

**Your Tickets Could Bloom Into Cash!**

**Draw: March 28, 2026**

**GET YOUR TICKETS TODAY!!**

**TICKET PRICES:**

**50% Goes To The Winner!!**

D - 700 FOR \$75.00  
C - 200 FOR \$50.00  
B - 40 FOR \$20.00  
A - 10 FOR \$10.00



*Proceeds will support  
Garden Grants and  
Education in Ontario*

**<https://www.rafflebox.ca/raffle/ontario-ha>**

**[www.GardenOntario.org](http://www.GardenOntario.org)**

**Licence # RAF1449351**

# Thunder Bay Horticultural Society

*Submitted by Vickie Bureau, photos by Penny Berry, Susanne Bubnick, and Vickie Bureau*

The Thunder Bay Horticultural Society was quite active over the past three months with excellent presentations, public plantings, outreach events, putting our gardens to bed for the winter months, and our AGM.

Our September meeting was all about flowers, with the awarding of the June and August flower show winners, voting on the Blue/Yellow Flower Photo Contest entries, and a presentation on propagating *Pelargoniums*. Members voted, and pink will be the Flower Photo Contest colour for 2026.



Volunteer of the months of July to September is Cheryl Prokosh, for creating a work of art at the Thunder Bay Art Gallery with the new garden, along with the many hours spent tending the society's community gardens.

Our monthly presentation was on propagating *Pelargoniums* (scented geraniums) by Vickie Bureau. Members were shown how to propagate pelargoniums from cuttings and how to save the rooted plant for next year's gardens, along with carefully cleaning pots before reusing.

Our society is pursuing a project for the Art Gallery in which members will grow flowers with the intent of having dried flower arrangements displayed at the Thunder Bay Art Gallery in late 2026. Thank you, Erika, for an exciting project.

The October general meeting celebrated our Blue/Yellow Flower Photo Contest with 23 entries to choose from, and the top three winners received a complimentary 2026 society membership and certificate. The OHA bulb fundraiser was successful, and each of our community gardens have been planted with a bulb package through the generous donation of a society member. During the refreshment break, guests and members were able to select *Annabella hydrangeas* for bouquets from the dedication garden table and purchase perennials for the preplant sale for 2026, which will be on May 30, 2026. Our meeting was rounded out with an excellent presentation on *Putting Our Gardens to Bed* by Hedy Koski. A special thank you to Hedy for donating canna lily rhizomes for our June 2026 Pot Planting Party.





Volunteers of the month – Suzanne B. and Cheryl P., receiving either a *Monstera deliciosa* or a prayer plant for their volunteering in the community gardens, and reminded that these plants will be in the Flower Show in 2026.

## Blue/Yellow Flower Photo Contest Winners



### Putting Our Gardens to Bed – Hedy Koski

Hedy's presentation was timed perfectly as society members were getting ready to put their gardens to bed for the year. To the delight of members, the Conservatory is to be opening in December to the public. Hedy gave excellent tips on garden cleanup and winter tree care, perennial do's and don'ts: do save some seed heads for the birds to feed on, mulch, apply manure, divide plants, plant fall bulbs, keep soil for next year and reuse with compost or manure; don't compost infected plants, just to name a few things. Thank you, Hedy, our members and guests were able to learn a lot from your presentation.

In November, members and guests gathered for our AGM to celebrate a very successful year of the society. The meeting started off with a welcome to all in attendance and a thank you for an excellent year of horticulture and camaraderie. Marilyn B. delivered grace, and those in attendance were treated to a delicious potluck dinner, followed by the toonie bags and Winter Festivities Design Show judging. The society was fortunate this year to have no active members for our in memoriam, but mention was made of a previous longterm member, William "Bill" Hawryluk, followed by a moment of silence. Next up was the presentation of service pins, awards, the Winter Festivities Design Show winners, monthly and major door prizes, and elections.





## Service Pin Recipients



Yvonne Faid	10 Years
Barb Cava	
Ian Robson	15 Years
Loretta Cutbush	25 Years
Pat Izsak	35 Years
Erika North	40 Years

## Society / President's Awards

Marilyn Boyle  
Kaija Maki

Supporting  
through door  
prizes

Cheryl  
Prokosh

Supporting by  
stepping up  
when needed



## Seasons Greeting Design Show Winners

1<sup>st</sup> Place

Irene  
Warmenhoven  
Cheryl Prokosh

2<sup>nd</sup> Place

Shari Frenette

3<sup>rd</sup> Place

Lupine Habib

Judge - Pat Izsak  
Clerk - Lindsay Niven



## Major Door Prize Winners

Irma  
Huotari

\$125  
Gift Card  
Vanderwees

Penny  
Berry

\$75 Gift Card  
Bill Martin's



Thanks to our members for the generous donation of nonperishable food items, and Penny and Ian for bringing them to LUSU, which was greatly appreciated.



## 2025-2026 Board of Directors

Back row – Hans Warmenhoven, Pat Izsak, Ian Robson, Vickie Bureau (President), Lorna MacAskill  
Front row – Penny Berry, Irene Warmenhoven, Lupine Habib, Yvonne Faid, Donna Vantaa, Mike Sokol

Elections by Pat Izsak, and board members sworn in by Councillor Dominic Pasqualino.



## Community Gardens

Our community gardens were readied for the winter months through trimming, cleaning, weeding, collecting seeds, planting bulbs, adding perennials, and taking notes on the gardens for next year. Thank you, Ian and Penny, for dressing up the urns at Magnus Theatre for the holiday season.

## Outreach

The society participated in three outreach events, giving back to the community.

On November 15<sup>th</sup>, society elves took part in the Rotary Club Santa Claus Parade. A spectacular float was created from pieces of cardboard, artificial and dried flowers, and other donated items from members, family, and friends.

On November 28<sup>th</sup> and 30<sup>th</sup>, members attended the Salvation Army Christmas Kettle Drive for a full day at both Canadian Tire, Thunder Centre, and Vanderwees Garden Gallery.





## OHA Contact Information

### OHA Officers

President	Vicky Culbert	<a href="mailto:president@gardenontario.org">president@gardenontario.org</a>
1st Vice President	Sandra Mazur	<a href="mailto:vp@gardenontario.org">vp@gardenontario.org</a>
2nd Vice President	Catherine McGill	<a href="mailto:2ndvp@gardenontario.org">2ndvp@gardenontario.org</a>
Secretary	Kelly Taylor	<a href="mailto:secretary@gardenontario.org">secretary@gardenontario.org</a>
Treasurer	Joy Cosmas Osiagwu	<a href="mailto:treasurer@gardenontario.org">treasurer@gardenontario.org</a>
Past President and PP Council Representative	Sharlene Desjardins	<a href="mailto:pastpresident@gardenontario.org">pastpresident@gardenontario.org</a>
Southern and Western Regions Representative	Karen Redmond	<a href="mailto:swrep@gardenontario.org">swrep@gardenontario.org</a>
Northern and Eastern Regions Representative	Dennis Miluck	<a href="mailto:nerep@gardenontario.org">nerep@gardenontario.org</a>

### OHA Directors

District 1 - Dundas, Glengarry, Prescott, Russell, Stormont, Grenville and the eastern portion of the city of Ottawa	Susan Ramsay	<a href="mailto:district1@gardenontario.org">district1@gardenontario.org</a>
District 2 - Lanark, Renfrew and the western and central portion of the city of Ottawa		<a href="mailto:district2news@gmail.com">district2news@gmail.com</a>
District 3 - Frontenac, Hastings, Leeds, Lennox & Addington, Prince Edward	Jim Kimmerly	<a href="mailto:district3@gardenontario.org">district3@gardenontario.org</a>
District 4 - Haliburton, Northumberland, Peterborough, Victoria	Dennis Miluck	<a href="mailto:district4@gardenontario.org">district4@gardenontario.org</a>
District 5 - Toronto East of Yonge Street, and York East of York Road No.1 except Georgina East of Park Road	Ursula Eley	<a href="mailto:district5@gardenontario.org">district5@gardenontario.org</a>
District 6 - Brant, Halton, Hamilton, Norfolk and that portion of Haldimand known as Ward 1, Ward 2, Ward 3 and Ward 4. (19-36)	Lianne Krane	<a href="mailto:district6@gardenontario.org">district6@gardenontario.org</a>
District 7 - Dufferin, Wellington Counties	Doris Cassan	<a href="mailto:district7@gardenontario.org">district7@gardenontario.org</a>
District 8 - Bruce, Grey, Huron Counties	Karen Redmond	<a href="mailto:district8@gardenontario.org">district8@gardenontario.org</a>
District 9 - Haldimand except Wards #1 & #2 & #3 & #4, Niagara (19-37)	Lisa DeYoung	<a href="mailto:D9ddoha@gmail.com">D9ddoha@gmail.com</a>
District 10 - Elgin, Middlesex, Oxford, Perth	Joyce Schlegel	<a href="mailto:district10@gardenontario.org">district10@gardenontario.org</a>
District 11 - Essex, Chatham-Kent, Lambton Counties	Sandra Rammelaere	<a href="mailto:district11@gardenontario.org">district11@gardenontario.org</a>
District 12 - Cochrane, Timiskaming, North Nipissing	Rene Roy	<a href="mailto:district12@gardenontario.org">district12@gardenontario.org</a>
District 13 - Algoma, Manitoulin, Sudbury	Denise Berg	<a href="mailto:district13@gardenontario.org">district13@gardenontario.org</a>
District 14 - Kenora, Rainy River, Thunder Bay	Pat Izsak	<a href="mailto:district14@gardenontario.org">district14@gardenontario.org</a>
District 15 - Peel, York Region West, Toronto West	Doreen Coyne	<a href="mailto:district15@gardenontario.org">district15@gardenontario.org</a>
District 16 - Simcoe County	Joyce Morgan	<a href="mailto:district16@gardenontario.org">district16@gardenontario.org</a>
District 17 - Durham Region	Debi Foster	<a href="mailto:district17@gardenontario.org">district17@gardenontario.org</a>
District 18 - Parry Sound, Muskoka, South Nipissing	Sandra Hartill	<a href="mailto:district18@gardenontario.org">district18@gardenontario.org</a>
District 19 - Regional Municipality of Waterloo	Christine Webb	<a href="mailto:district19@gardenontario.org">district19@gardenontario.org</a>



## Other OHA Contacts

Awards Co-ordinator	Sharlene Desjardins	<a href="mailto:awards@gardenontario.org">awards@gardenontario.org</a>
OMAFRA Rep.		<a href="mailto:AHOA.admin@ontario.ca">AHOA.admin@ontario.ca</a>
Convention Registrar	Donna Hussey	<a href="mailto:registrar@gardenontario.org">registrar@gardenontario.org</a>
OHA Historian	Malcolm Geast	<a href="mailto:history@gardenontario.org">history@gardenontario.org</a>
In Memoriam	Marilyn Cox	<a href="mailto:inmemoriam@gardenontario.org">inmemoriam@gardenontario.org</a>
Judging School Co-ordinator	Penny Stewart	<a href="mailto:judging@gardenontario.org">judging@gardenontario.org</a>
Judges' Registrar	Sharon Nivins	<a href="mailto:judges@gardenontario.org">judges@gardenontario.org</a>
Supplies/Speakers	Rose Odell	<a href="mailto:gardenshopsupplies@gmail.com">gardenshopsupplies@gmail.com</a>
Trillium Editor	David St Amand	<a href="mailto:editor@gardenontario.org">editor@gardenontario.org</a>
Website Coordinator	Graham Stratford	<a href="mailto:webmaster@gardenontario.org">webmaster@gardenontario.org</a>
Youth Chair & Youth Competition Chair	Karen Redmond	<a href="mailto:youthchair@gardenontario.org">youthchair@gardenontario.org</a>
Past Presidents' Council President/Resolutions Chair	Charles Freeman	
Co-operators Insurance Rep.	Dean Ribey	<a href="mailto:dean_ribey@cooperators.ca">dean_ribey@cooperators.ca</a>

## Insurance Questions?

**Contact: Dean Ribey**  
**Non-Profit and Charity Insurance**

Financial Advisor • Mutual Fund Investment Specialist  
Financial Investment Services • Insurance



1001 Yonge St S, PO Box 278, Walkerton ON, N0G 2V0

Tel: 519-881-4788 • Toll Free: 1-888-475-1124

[dean\\_ribey@cooperators.ca](mailto:dean_ribey@cooperators.ca)

Additional information regarding the OHA insurance plan can be found at:

<https://gardenontario.org/resources/#insurance>



Complete our online donor form: <https://gardenontario.org/donation-form/> or complete this form and mail to: Ontario Horticultural Association, 1812 Haiku Street, Ottawa, ON K2C 3H2

## DONATION REQUEST FORM

### DONOR INFORMATION

My donation is (please select one): ☐ Personal ☐ Company donation

Company Name (if applicable):

Name: First

Last

Address:

Email:

Phone:

### DONATION INSTRUCTIONS

This donation is to be used to:

☐

In Memoriam

☐

Scholarship

☐

Awards & Grants

☐

Convention

☐

General

☐

Other

Support grants, awards, convention, community initiatives, scholarship, website and the general operations of the association. Donate to the OHA In Memoriam Fund (supporting Tree Grants). For more information about In Memoriam donations, email [inmemoriam@gardenontario.org](mailto:inmemoriam@gardenontario.org) or phone 905-476-3000

Name of deceased person:

Year of death:

District No. (if applicable):

This information will be added to the OHA In Memoriam Book

Do you wish to have the deceased person's name acknowledged at the OHA convention?

☐

Yes

☐

No

Do you wish a family member to be notified?

☐

Yes

☐

No

If yes, complete the following: Relationship to the deceased:

Name: First

Last

Address:

Other:

### DONATION AMOUNT & PAYMENT

Payment Method: E-Transfer [treasurer4oha@gmail.com](mailto:treasurer4oha@gmail.com)

☐

Cheque

☐

Debit or Credit by Paypal

Please choose your donation amount:

☐

\$25

☐

\$50

☐

\$100

☐

\$250

☐

Other Amount

Total Donation

### DONOR AUTHORIZATIONS

Permission & Acknowledgment: Please indicate if you give the OHA permission to publish your name and/or company name on marketing materials, our website, on social media, in print, at our convention or in the OHA newsletter. For company contributions, we would be happy to also add a link to your website from ours.

☐

Yes, I give you my permission to use my name as listed above

☐

No, I do not give you permission to use my name as listed above